

**KHSAA TITLE IX
ANNUAL REPORT SUBMISSION
STATUS REPORT
2009-2010**

KHSAA
Form T65
Revised 4/09

TO: KHSAA Member School Superintendents, Principals, and Athletic Directors

FROM: Brigid L. DeVries, Commissioner
Darren Bilberry, Assistant Commissioner

DATE: April 22, 2010

School	University Heights High School	Reviewed by	Gary W. Lawson
--------	--------------------------------	-------------	----------------


The following is a status report regarding the required 2009-2010 Title IX Annual Report submission of forms due into the KHSAA office by April 15, 2010. Appropriate KHSAA Audit Team personnel have reviewed these forms and the following is a summary of this review.

I. Checklist of Forms properly submitted in a satisfactory manner:

X	GE 19 (Annual Verification)	X	T-35 (Budget Expenses)
X	T-1 (Summary Program Chart 1)	X	T-36 (Budget Expenses)
X	T-2 (Summary Program Chart 2)	X	T-41 (Checklist – Overall Interscholastic Program)
X	T-3 (Summary Program Chart 3)	X	T-60 (Corrective Action Plan)
X	T-4 (Summary Program Chart 4)	X	T-63 (Interscholastic Survey Results)

II. Status

A.	X	2009-2010 Forms are satisfactory and no further information or action is necessary at this time.
B.		Errors have been noted with respect to the following forms:
C.		The following forms were omitted and must be submitted by school representatives:
D.	X	<p>According to the 2009-2010 data, the school appears to be meeting the standards established in:</p> <p><input type="checkbox"/> Test 1 (Athletic participation is proportionate to enrollment)</p> <p><input type="checkbox"/> Test 2 (History and continuing practice of program expansion)</p> <p><input type="checkbox"/> Test 3 (Full and effective accommodation of interests and abilities)</p>
E.	X	<p>Other Recommendation and Comments: The responses and data submitted on this report indicate that the school is <u>not</u> meeting the standard established in any of the three tests for the provision of athletic opportunities. According to the T-3 form, the addition of the volleyball team in 2010 and the pursuance of the indicated interest in cross country, it is likely that the standard established in Test 3 will be met in 2010-2011. <u>The addition of cross country should be a part of the school's Corrective Action Plan in the future.</u> In the area of benefits, it seems that total athletic spending is well within acceptable parameters on both a percentage and per athlete basis.</p>



University Heights Academy

1300 Academy Drive • Hopkinsville, Kentucky 42240

(270) 886-0254 • FAX (270) 886-2716 • www.uha-ky.org

APR 19 2010

Kentucky High School Athletic Association
2280 Executive Dr.
Hopkinsville, KY 42240

To Whom It May Concern:

Included are the KHSAA Financial Aid Report and Title IX Report for the 2009-2010 school year. Please contact me if you need additional information.

Sincerely,

Tammy Staley
Title IX Coordinator

ACCREDITED BY INDEPENDENT SCHOOLS ASSOCIATION OF THE CENTRAL STATES
AND THE KENTUCKY DEPARTMENT OF EDUCATION

UHA'S MISSION IS TO PROVIDE EDUCATIONAL OPPORTUNITIES THAT WILL ALLOW EVERY STUDENT TO ACHIEVE
TO THE BEST OF HIS/HER ABILITY AND TO DEVELOP AS A WHOLE PERSON.



**KENTUCKY HIGH SCHOOL ATHLETIC ASSOCIATION
2009-2010 ANNUAL VERIFICATION OF TITLE IX PROCEDURES**

KHSAA Form GE19
Rev. 0A/09

(To be submitted by April 15, 2010 along with other required forms)

The University Heights Academy High School, Hopkinsville, Kentucky
(Name of High School) (City)

certifies to the Kentucky High School Athletic Association that the following is an accurate and true representation of the facts surrounding compliance with 20 U.S.C. Sections 1681-1688, et. Seq. (also known as Title IX). **I certify the following provisions in accordance with records at the school contained in the permanent Title IX file, at least one copy of which must be maintained in the Principal's office, and to the best of my knowledge have completed the following tasks:**

I. Established a gender equity committee at the high school. **(List committee personnel and provide attachment if necessary)**

Name	Address	Phone	Title (Supt., Principal, Student, Parent, Coach, Etc.)
See attached list			

II. Scheduled a minimum of three meetings during the 2009-2010 school year on the following dates:

11/19/2009
3/16/2010
4/14/2010

III. Designated the following person(s) as the Title IX coordinator for the school:

Name	Title	Address	Phone
Tammy Staley	Title IX Coordinator	224 Edgemont Dr. Hop., KY	270-885-1740

IV. Designated the following person(s) as the Title IX coordinator for the district:

Name	Title	Address	Phone
Tammy Staley	Title IX Coordinator	224 Edgemont Dr. Hop., KY	270-885-1740

School personnel are continuing to make periodic reviews of the boys' and girls' athletics program reflected in the Corrective Action Plan.

In addition to the above information, the above referenced school maintains a complete permanent file relative to Title IX records including copies of the self-assessment audit, all corrective action plans, and other related materials.

Pamela S. Quinn 4/14/2010
Principal's Signature Date

Pamela S. Quinn Janet Harper
Superintendent Signature School Board Chairpersons' Signature

(Send original copy to KHSAA - Maintain duplicate in Title IX school folder)

UHA Title IX Committee
2009-2010

Title	First Name	Last Name	Address	City	St	Zip	Phone
Faculty/Parent	Becky	Bradley	402 S. Sheridan Drive	Hopkinsville	KY	42240	270-886-5419
Booster/Parent	Bob	Bressler	505 Sheffield Rd.	Hopkinsville	KY	42240	
Coach/Parent	Chris	Hamby	117 Pemberton Pl.	Hopkinsville	KY	42240	270-889-5659
AD	Dick	Weaver	1725 Everettes Ln.	Hopkinsville	KY	42240	270-886-2513
Coach/wrestling Parent	Doug	Willen	217 Fairfax Ave.	Hopkinsville	KY	42240	270-885-1233
Booster/Parent	Elizabeth	Joyce	502 Sheffield Rd.	Hopkinsville	KY	42240	270-885-1316
Booster/Parent	Ed	Staley	224 Edgemont Dr.	Hopkinsville	KY	42240	270-885-1740
Coach/Parent	Scott	Meredith	360 Camelot Dr.	Cadiz	KY	42211	270-522-3407
Coach/Tennis	Jane	Stevenson	7 Harton Place	Hopkinsville	KY	42240	
Faculty/Parent	Tracie	Atwood	6415 Cadiz Rd.	Hopkinsville	KY	42240	270-889-9370
Cheerleading	Kristen	Roberts	122 Windsor Dr.	Hopkinsville	KY	42240	350-7520
Ath Trainer/Parent	Mike	Long	250 Clark Store Rd.	Cereluan	KY	42215	270-339-7335
Admin	Marvin	Denison	401 Blane Drive	Hopkinsville	KY	42240	270-886-9255
Admin	Pam	Nunn	316 Jonaquin Cir.	Hopkinsville	KY	42240	270-889-0158
Coach	Randy	McCoy	41 Laurel Cove Rd.	Hopkinsville	KY	42240	606-794-1993
Coach/Parent	Tony	Kirves	2970 Gilkey Lane	Hopkinsville	KY	42240	270-886-7369
Coach/girls basketball	Taylor	Sparks	633 Old Hopkinsville Rd.	Cadiz	KY	42211	350-1802
Title IX Coord/Admin	Tammy	Staley	224 Edgemont Dr.	Hopkinsville	KY	42240	270-885-1740
Coach/baseball	Billy	Killebrew	210 Morningside Dr.	Hopkinsville	KY	42240	270-985-5295
Coach/Golf	Pat	Beilles	301 Deerwood Dr.	Hopkinsville	KY	42240	886-1579
Student	Sydney	Davenport	1020 Sanderson Dr.	Hopkinsville	KY	42240	874-5485
Coach/softball	Terry	Hudson	University Heights Apartment #26	Hopkinsville	KY	42240	707-9804
Student	Drew	Burman	205 Mayfair Place	Hopkinsville	KY	42240	707-7783
Student	Kaytlyn	Lewis	PO Box 505	Hopkinsville	KY	42240	885-7469
Coach	Michael	Parker	117 Millbrooke Drive	Hopkinsville	KY	42240	270-889-0759
Student	Joel	Southall	516 Sheffield Rd.	Hopkinsville	KY	42240	



2009-2010
ACCOMMODATION OF INTERESTS AND ABILITIES
SUMMARY PROGRAM CHART (Form T-1)

KHSAA Form T1
Rev. 11/09

Participation Opportunities: Test One - Proportionality

		(Column 1)	(Column 2)	(Column 3)	(Column 4)
	Program	Enrollment	Percentage of Total Enrollment	Number of Interscholastic Participants (double and triple count)	Percentage of Total Participation
Row 1	GIRLS	58	49%	141	44%
Row 2	BOYS	61	51%	179	56%
Row 3	Totals	119 (9-12)	100%	320	100%

Instructions:

*Number of 8th grade students & below used in Column 3 and Column 4 calculations: 77

Determine the total number of girls enrolled, (place in Row 1, Column 1).

Determine the total number of boys enrolled, (place in Row 2, Column 1).

- 2) Add the total number of girls and boys enrolled to determine total enrollment, (place in Row 3, Column 1).
- 3) Calculate the percentage of total enrollment that is female. (Divide Row 1, Column 1 by Row 3, Column 1 and place in Row 1, Column 2.) Calculate the percentage of total enrollment that is male. (Divide Row 2, Column 1 by Row 3, Column 1 and place in Row 2, Column 2.) Note: Row 1, Column 2 plus Row 2, Column 2 should total 100%.
- 4) Ask coaches to confirm the names of those individuals who are on the team as of the first **date of regular season competition**, and cross out the names of those who were cut from the team or quit the team prior to the first regular season competitive event. Determine the total number of interscholastic athletics participants that are girls, (and place in Row 1, Column 3). In order to determine the total number of athletics participants, an individual should be counted each time he or she participates on a team. For example, if Jane Doe competes on the varsity volleyball team, the junior varsity volleyball team, the junior varsity basketball team, and the varsity softball team, she should be counted as four participants (**do not include club or intramural sports participants, cheerleaders, dance teams, or pom squads**). Calculate the same way for boys and girls. * In addition, should 8th grade students and below play on a Freshman, Junior Varsity, or Varsity team, they should also be counted for each team and sport on which they participate. If applicable, please asterisk in the above notation as to how many 8th grade students & below are included in the totals.
 Using the same procedure, determine the total number of interscholastic athletic participants that are boys, (and place in Row 2, Column 3). Add Row 1, Column 3 plus Row 2, Column 3 to get total participants and place in Row 3, Column 3.
- 5) Calculate the percentage of female participation. (Row 1, Column 3 divided by Row 3, Column 3 and place in Row 1, Column 4.)
 Calculate the percentage of male participation. (Row 2, Column 3 divided by Row 3, Column 3 and place in Row 2, Column 4.) Note: Row 1, Column 4 plus Row 2, Column 4 should total 100%.

Note: While being within three percent is not a formal compliance standard, if the percent listed in Row 1, Column 4 is within 3% of Row 1, Column 2, then it provides a good target within which compliance is likely.

Principal's Signature: Pamela S. Nunn Date: 4/14/2010



**2009-2010
ACCOMMODATION OF INTERESTS AND ABILITIES
SUMMARY PROGRAM CHART (FORM T-2)
PARTICIPATION OPPORTUNITIES: TEST TWO - PROGRAM EXPANSION**

		Column 1	Column 2	Column 3	Column 4	Column 5
Program		Number of Teams Currently Offered	Number of Participants	Number of Teams Added Since the beginning of the 2005-2006 School Year	Current Number of Participants for the 2009-2010 school year who are playing on teams added since the 2005-2006 School Year	Percent of Total Participation By Sex Added Since the beginning of the 2005-2006 School Year
GIRLS Row 1	varsity:	5	62	1 - Golf	1	
Row 2	j.v.:	4	79	1 - Volleyball	22	
Row 3	frosh:	-	-	-	-	
Row 4	total:	9	141	2	23	16%
BOYS Row 5	varsity:	6	91	1 - Wrestling	14	
Row 6	j.v.:	4	88	1 - Wrestling	17	
Row 7	frosh:	-	-	-	-	
Row 8	total:	10	179	2	31	17%

- 1) For Column 1, list the number of interscholastic teams offered for girls and boys at each competitive level (varsity, junior varsity, and freshman). For girls, total each of the entries in Rows 1, 2, and 3 into Row 4. For boys, total Rows 5, 6, and 7 into Row 8.
- 2) For Column 2, list the number of participants at each level. For girls, total each of the entries in Rows 1, 2, and 3 into Row 4. For boys, total Rows 5, 6, and 7 into Row 8. Note: The totals in Row 4 for girls and in Row 8 for boys must be the same as the totals in Form T-1, Column 3, Rows 1 and 2 respectively.
- 3) For Column 3, list the number of interscholastic teams that have been added in the last five years at each competitive level. Count each team added during the 5 year period only one time. e.g. Girl's junior varsity soccer was added 3 years ago, count the team only once, not 3 times. For girls, total the entries in Rows 1, 2, and 3 into Row 4. For boys, total Rows 5, 6, and 7 into Row 8.
- 4) For Column 4, list the number of participants that are currently on each level of the teams that were added in the last five years. If a team was added previously but no longer exists, there are no current participants to be added for that team. For girls, total the entries in Rows 1, 2, and 3 into Row 4. For boys, total Rows 5, 6, and 7 into Row 8.
- 5) For Column 5, calculate the percentage of participants that have been added in the last five years. For girls, take the number in Column 4, Row 4 and divide by the number in Column 2, Row 4. For boys, take the number in Column 4, Row 8 and divide it by the number in Column 2, Row 8.
- 6) **Note: If the percentage of current participants added in the last five years is 25% or greater for the underrepresented sex (most likely girls), compliance with Test Two may be possible. If less than 25%, then compliance with Test Three should be analyzed. CAUTION: 25% is not a formal compliance standard.**

Principal's Signature: Pamela S. Nunn Date: 4/14/2010



**2009-2010
ACCOMMODATION OF INTERESTS AND ABILITIES
SUMMARY PROGRAM CHART (FORM T-3)**

KHSAA Form T3
Rev. 11/09

Participation Opportunities Test Three Full Accommodation

FOR ANY QUESTION ANSWERED "YES" IDENTIFY THE RESPECTIVE SPORT(S).

	GIRLS (Yes / No)		BOYS (Yes / No)
1. Based on the responses from your most recent student survey, is there sufficient interest to form a viable interscholastic team for a sport not currently offered? If yes, what sport?	Y Cross-country		Y Cross-country
2. For a sport not currently offered at the varsity level, is there sufficient interest based on your most recent Student Interest Survey to form a viable team for an interscholastic freshman team or junior varsity team?	Y		Y
3. For a sport currently offered at the interscholastic Junior Varsity or freshmen level, is there sufficient interest, based on your most recent Student Interest Survey, to form a varsity team?	Y		N
4. If you answered YES to question (1), (2), or (3), are there enough high schools in the geographic area offering the sport (at the appropriate level) to allow for the development of a reasonable schedule of competition?	Y		Y
5. If you answered YES to question (1), (2), (3), or (4), are there enough high schools in the geographic area offering the sport (at the appropriate level) to allow for the development of a reasonable schedule of competition?	Y		Y

Remember, test three – full accommodation means addressing the unmet interest of the underrepresented sex (most likely girls), not the overrepresented sex (most likely boys).

Plans to Address Interest:

Survey results and recent sign up sheets indicate sufficient interest in pursuing both girls and boys cross-country teams in the fall of 2010. Our athletic director will contact the media to advertise a coaching position and contact other area teams for scheduling possibilities. The girls volleyball team will add a varsity schedule next year.

Principal's Signature: *Camela S. Quinn* Date: 4/14/2010



**2009-2010
ACCOMMODATION OF INTERESTS AND ABILITIES
SUMMARY PROGRAM CHART (FORM T-4)**

KHSAA Form T-4
Rev. 11/09

Levels of Competition Test One

		Column 1	Column 2	Column 3
Girls	Team Levels	Number of Teams Currently Offered	Number of Participants	Percentage of Participants at Each Level
Row 1	varsity:	5	62	44%
Row 2	j.v.:	4	79	56%
Row 3	frosh:	-	-	-
Row 4	total:		141	100%
Boys				
Row 5	varsity:	6	91	51%
Row 6	j.v.:	4	88	49%
Row 7	frosh:	-	-	-
Row 8	total:		179	100%

- Column 1, list the number of interscholastic teams offered for girls and boys at each competitive level; varsity, junior varsity, and freshman. (Refer to Form T-2, Accommodation of Interests and Abilities, Summary Program Chart 2, Column 1.)
- For Column 2, list the number of participants at each level. For girls, total the entries in Rows 1, 2, and 3 into Row 4. For boys, total the entries in Rows 5, 6, and 7 into Row 8. (Refer to Form T-2, Accommodation of Interests and Abilities, Summary Program Chart 2, Column 2.)
- For Column 3, calculate the percentage of female and male participants at each level.
For girls' varsity, junior varsity, and frosh, respectively:
 - Divide Column 2, Row 1 by Column 2, Row 4, and place the percentage in Column 3, Row 1
 - Divide Column 2, Row 2 by Column 2, Row 4, and place the percentage in Column 3, Row 2.
 - Divide Column 2, Row 3 by Column 2, Row 4, and place the percentage in Column 3, Row 3.
 For boys' varsity, junior varsity, and frosh, respectively:
 - Divide Column 2, Row 5 by Column 2, Row 8, and place the percentage in Column 3, Row 5.
 - Divide Column 2, Row 6 by Column 2, Row 8, and place the percentage in Column 3, Row 6.
 - Divide Column 2, Row 7 by Column 2, Row 8, and place the percentage in Column 3, Row 7.

Principal's Signature: Pamela S. Nunn Date: 4/14/2010



**2009-2010
ACTUAL EXPENDITURES - PROGRAM COMPARISON CHART 1 -(FORM T-35)
TO INCLUDE BOOSTER CLUB FUNDING**

KHSAA Form T-35
REV. 11/09

Sports	Equipment and Supplies		Travel		Awards		Coaches' salaries (to include supplemental and extended employment; dollar amount required)			Facilities improvements		Publications (if sport-specific)		
	Expenditures		Expenditures		Expenditures		Expenditures			Expenditures		Expenditures		
	School	Booster	School	Booster	School	Booster	School	# Coaches for all levels / # Teams for all levels	School	Booster	School	Booster	School	Booster
G basketball	10,803	N/A	2,018	N/A	794	N/A	8,000	2-3	0	N/A	0	N/A	0	N/A
B basketball	6,816	N/A	1,063	N/A	2,158	N/A	8,000	2-3	0	N/A	0	N/A	0	N/A
G softball	4,887	N/A	0	N/A	187	N/A	5,000	2-2	4,918	N/A	0	N/A	0	N/A
B baseball	14,429	N/A	1,665	N/A	1,220	N/A	5,000	2-3	4,619	N/A	0	N/A	0	N/A
G cross country	N/A	N/A	N/A	N/A	N/A	N/A	N/A	N/A	N/A	N/A	N/A	N/A	N/A	N/A
B cross country	N/A	N/A	N/A	N/A	N/A	N/A	N/A	N/A	N/A	N/A	N/A	N/A	N/A	N/A
G golf	1,288	N/A	0	N/A	317	N/A	750	1-1	0	N/A	0	N/A	0	N/A
B golf	1,288	N/A	0	N/A	317	N/A	750	1-1	0	N/A	0	N/A	0	N/A
G soccer	6,403	N/A	12,520	N/A	886	N/A	5,000	2-2	5,061	N/A	0	N/A	0	N/A
B soccer	3,362	N/A	1,784	N/A	1,106	N/A	5,000	2-2	4,679	N/A	0	N/A	0	N/A
G swimming	N/A	N/A	N/A	N/A	N/A	N/A	N/A	N/A	N/A	N/A	N/A	N/A	N/A	N/A
B swimming	N/A	N/A	N/A	N/A	N/A	N/A	N/A	N/A	N/A	N/A	N/A	N/A	N/A	N/A

1. Total expenditures on T-35 and T-36 on the 2009-2010 year report due by April 15, 2010 of each school year, should reflect the total monies spent (rounded off to nearest dollar) for the entire school year of 2008-2009 ending June 30, 2009.

2. Booster Club Funding/Contributions must be included in the above expenditures total. (Note: It is illegal for coaches to be paid by Booster Clubs - Reference KHSAA Bylaw 27)

Principal's Signature: Samela S. Gunn Date: 4/14/2010



**2009-2010
ACTUAL EXPENDITURES - PROGRAM COMPARISON CHART 2 - (Form T36)
TO INCLUDE BOOSTER CLUB FUNDING**

KHSAA Form T36
12/1/09

Sports	Equipment and supplies		Travel		Awards		Coaches' salaries (to include supplemental and extended employment; dollar amount required)			Facilities improvements		Publications (if sport-specific)		
	Expenditures		Expenditures		Expenditures		Expenditures			Expenditures		Expenditures		
	School	Booster	School	Booster	School	Booster	School	# Coaches for all levels / # Teams for all levels	School	Booster	School	Booster	School	Booster
G track	N/A	N/A	N/A	N/A	N/A	N/A	N/A	N/A	N/A	N/A	N/A	N/A	N/A	N/A
B track	N/A	N/A	N/A	N/A	N/A	N/A	N/A	N/A	N/A	N/A	N/A	N/A	N/A	N/A
G tennis	912	N/A	0	N/A	0	N/A	1,250	1-1	1,250	0	1,250	0	N/A	N/A
B tennis	912	N/A	0	N/A	0	N/A	1,250	1-1	1,250	0	1,250	0	N/A	N/A
G volleyball	511	N/A	0	N/A	0	N/A	1,500	1-1	1,500	0	1,500	0	N/A	N/A
B wrestling	9,152	N/A	0	N/A	0	N/A	3,500	1-2	3,500	9,921	9,921	N/A	N/A	N/A
G (list sport)														
B football														
G (list sport)														
B (list sport)														

1. Total expenditures on T-35 and T-36 on the 2009-2010 year report due by April 15, 2010, should reflect the total monies spent (rounded off to nearest dollar) for the entire school year of 2008-2009 ending June 30, 2009.

2. Booster Club Funding/Contributions must be included in the above expenditures totals. Indicate percentage of total expenditures for each gender: (if disparities are obvious, list on your Corrective Action Plan (T-60) what action you will take to correct the problem.)

Gender	Expenditures	Percentage
Boys	\$ 86,025	54%
Girls	\$ 73,004	46%
Total: \$ 159,030		100%

Principal's Signature: Ramela S. Quinn Date: 4/14/2010



**2009-2010 KHSAA TITLE IX ATHLETICS AUDIT (Form T-41)
Checklist - Overall Interscholastic Athletics Program**

KHSAA Form T-41
Rev. 11/09

DIRECTIONS:

For the Areas of Compliance (Opportunities and Benefits) listed on the left hand side of the page, place a checkmark under the appropriate column identifying whether your school provided an advantage to the Girls' Program, or to the Boys' Program or to Neither Program. A review of T-35 and T-36 spending patterns might be helpful in completing this form.

Areas of Compliance:	ADVANTAGE TO:		
	GIRLS' PROGRAM	BOYS' PROGRAM	NEITHER PROGRAM
OPPORTUNITIES			
Accommodation of Interest and Abilities		√	
BENEFITS			
Equipment and Supplies			√
Scheduling of Games and Practice Time			√
Travel and Per Diem Allowances			√
Coaching			√
Locker Rooms, Practice and Competitive Facilities			√
Medical and Training Facilities and Services			√
Publicity			√
Support Services			√
Housing and Dining			√
Tutoring			N/A
Athletic Scholarships			N/A

If an advantage/inequity is indicated, corrective action should be shown on the Corrective Action Plan, Form T-60.

Principal's Signature: Pamela S. Quinn Date: 4/14/2010



**2009-2010 TITLE IX
CORRECTIVE ACTION PLAN
(FORM T-60)**

SCHOOL NAME University Heights Academy

DIRECTIONS:

1. For Column 1, indicate the intended area (Opportunities or Benefits) which needs corrective action in order to achieve gender equity. For Column 2, write the suggested change or activities that will correct the area in need of alteration. For Column 3, include the estimated completion date for the changes or activities.
2. It is possible to attain compliance with Title IX and no longer need "corrective" action. However, the KHSAA strongly encourages compliant schools to identify items for improvement (Column 1), activities to accomplish the improvement (Column 2) and a timetable for completion (Column 3) that will strengthen the athletic program.
3. You may copy this form as needed. Please attach corrective action plans along with audit forms and submit by April 15, 2010.

COLUMN 1 SPECIFIC ITEM FOR CORRECTION/ IMPROVEMENT	COLUMN 2 PLAN FOR SUGGESTED CHANGE	COLUMN 3 START DATE AND COMPLETION DATE OF CORRECTIVE ACTION
Advantage to boys in number of varsity opportunities.	Adding varsity volleyball for 2010-2011 school year.	Fall 2010
Discrepancy in end of season student recognition and banquet facilities. (from sport to sport, not boy to girl)	Booster club develop policy for equitable student recognition in all sports. <i>Not done last year.</i>	Present at August coaches/booster meeting.

Principal's Signature: *Samela S. Quinn* Date: *4/14/2010*



**INTERSCHOLASTIC ATHLETICS
SURVEY (FORM T-63)
Summary of Student Responses**

*KHSAA Form T63
Rev. 04/09*

2009-2010

School Year: _____

School Name: University Heights Academy

Enrollment
(9-12 Grade): 119 (SHOULD AGREE WITH FORM T-1, COLUMN 1, ROW 3)

Number of 9-11 Grade Students Surveyed: 85

Number of 8th Grade Students Surveyed: 38

Date: 11/18/2009

Completed By: Tammy Staley

Instructions:

1. Summarize the Student Athletics Interest Surveys Form T-61 by listing the total number of responses on the line next to each sport.
2. Under the Other Category please provide a listing of the sports as well as the number of students who are interested in participating.
3. Please sign and date this Summary Form (T-63) and mail this Summary Form only to the KHSAA by April 15. Do not mail the student surveys (Form T-61). However, these Forms should be maintained in your files in the event they are requested subsequently.

146 Number of Surveys 841

123 Total Returned (*A minimum of 80% return is expected*)

8-11 Grades Surveyed (*Should be grades 9-11 and 8th grade if school has a feeder system*)

Who Administered The Survey? Homeroom Teachers

How Was The Survey Administered? Homeroom

Give details on how it was administered and to which school group, Example: English classes, or all home rooms, etc. or advisee/advisor?

KHSAA Sanctioned Fall Sports (List Total Number of Participation Responses)

5 Cross Country (Girls)

3 Cross Country (Boys)

18 Football (Boys)

4 Golf (Girls)

6 Golf (Boys)

23 Soccer (Girls)

25 Soccer (Boys)

19 Volleyball (Girls)

Winter Sport (List Total Number of Participation Responses)

<u>19</u>	Basketball (Girls)
<u>25</u>	Basketball (Boys)
<u>5</u>	Indoor Track (Girls)
<u>1</u>	Indoor Track (Boys)
<u>8</u>	Swimming & Diving (Girls)
<u>4</u>	Swimming & Diving (Boys)
<u>17</u>	Wrestling (Boys)

Spring Sport (List Total Number of Participation Responses)

<u>23</u>	Baseball (Boys)
<u>28</u>	Fast Pitch Softball (Girls)
<u>16</u>	Tennis (Girls)
<u>9</u>	Tennis (Boys)
<u>9</u>	Track (Girls)
<u>7</u>	Track (Boys)

Non-KHSAA Championship Sports (From Student Survey T-61 Question 10)

<u>21</u>	Archery
<u>12</u>	Field Hockey
<u>17</u>	Bowling
<u>0</u>	Gymnastics (Boys)
<u>19</u>	Gymnastics (Girls)
<u>15</u>	Ice Hockey
<u>7</u>	Lacrosse (Boys)
<u>7</u>	Lacrosse (Girls)
<u>16</u>	Rifle
<u>8</u>	Rodeo
<u>1</u>	Slow Pitch Softball
<u>4</u>	Volleyball (Boys)
<u>14</u>	Water Polo
<u>29</u>	Weightlifting

Number of Students who participate in Intramural Sports
(From Student Survey T-61 Question 5)

<u>Sport</u>	<u>Number</u>
N/A – none offered	

List Intramural Sports students are interested in adding:
 (From Student Survey T-61 Question 6)

KHSAA Form T63
 Rev. 04/09

<u>Sport</u>	<u>Number</u>
Volleyball	2
Rugby	2
Cross Country	1
Bowling	1
Football	2

Participation in Non-School Sports Activities
 (From Student Survey T-61 Question 7)

<u>Sport</u>	<u>Number</u>
Comp Cheer	7
Football	2
Club Soccer	20
Rodeo	2
Hockey	1
Cricket	1

Reasons for not participating in interscholastic athletics
 (From Survey Question 8)

- 3 I prefer other activities such as band, chorus, etc.
- 29 I don't have time
- 2 The practice schedules and game times are inconvenient
- 9 The sport I like isn't offered
- 0 It's too expensive
- 0 I prefer to participate in club or intramural sports
- 1 Working
- 0 Other: _____

Student Suggestions to encourage participation
 Make it fun

Pamela B. Quinn
 Principal's Signature

4/14/2010
 Date



Financial Aid Report – KHSAA Member Schools
Return on or before April 15 of each school year

KHSAA Form GE26
Rev. 10/07

This survey is a required submission by all KHSAA member schools and must be completed on an annual basis.

Please utilize the following instructions when completing this form.

1. All questions should be answered in their entirety.
2. Please indicate with "N/A" if a particular question is not applicable to your school.
3. Provide attachments if necessary.
4. You may choose to complete this form, or you can download the form at <http://www.khsaa.org/forms/ge26.doc> and type in the answers should you desire.
5. The final results of each school response must be mailed or faxed to the KHSAA. The fax number is 859-293-5999.
6. No specific information about any specific student is to be provided.
7. Do not compute percentages or use percentages as an answer for any numerical response. Use only fixed numbers.
8. Contact the Commissioner's office should you have questions about the form completion.
9. Ensure that the form is signed by both the Principal and Athletic Director.

BASIC INFORMATION AND DEMOGRAPHIC INFORMATION FOR THE ENTIRE GENERAL STUDENT BODY		RESPONSE		
A-1	Name of School	University Heights Academy		
A-2	Street Address	1300 Academy Dr. Hopkinsville, KY 42240		
A-3	Specific Public School Boundary of the Physical Plant of this School. (be specific as to which public school NOT the public school District or Board of Education. i.e., Lexington Sayre is physically located in the Lafayette (Fayette County) district	Christian County High School		
A-4	Grade 9 through 12 enrollment (entire student body) as of this date	119		
A-5	Does this school charge tuition to all students?	No (School waives tuition for faculty's children)		
A-6	Does this school charge tuition to students not living within the defined geographic attendance area?	Yes		
A-7	Amount of tuition for students to attend this school if they meet all residency requirements (i.e. live in Diocese, live in the county, live in the county but out of district, etc.)	\$6,890		
A-8	Amount of tuition for students to attend this school if they meet geographic constraints and requirements, but do not necessarily meet other requirements (i.e. not a parishioner in diocese, etc.)	\$6,890		
A-9	What is the maximum amount of financial aid available to a student applying for need based aid, either as a fixed amount or percentage.	\$5000		
		MALE	FEMALE	TOTAL
A-10	Of the number of students in the general student body listed in A-4, how many receive need-based financial aid?	19	16	35
A-11	Of the number of students in the general student body listed in A-4 above, how many receive other types of financial aid for which total reparation is required of the parents? (i.e. loans, grants which require repayment, etc.)	0	0	0
A-12	Of the number of students in the general student body listed in A-4 above, how many receive other types of financial aid for which NO reparation is required of the parents? (i.e. scholarships, grants which require no repayment, etc.)	0	0	0
A-13	Of the number of students in the general student body listed in A-4 above, how many do not live in the public school boundary as described in A-3?	30	40	70
A-14	Of the number of students in the general student body listed in A-4 above, how many do not live in the county where this school is located?	3	5	8
A-15	For the Roman Catholic schools only, of the number of students in the general student body listed in A-4 above, how many do not live in the diocese?	N/A	N/A	N/A
A-16	Of the number of students in the general student body listed in A-4 above, how many do not live in the Commonwealth of Kentucky?	1	0	1
A-17	What is the total amount of financial aid distributed to students for this current school year.	\$139,827.50 in Grades 9-12		



Financial Aid Report – KHSAA Member Schools
 Return on or before April 15 of each school year

KHSAA Form GE26
Rev. 10/07

FINANCIAL AID (Basic Information on the athletes in the student body)		RESPONSE		
		MALE	FEMALE	TOTAL
B-1	Of the number of students in the general student body listed in A-4, how many are athletes (all playing levels, grades 9-12)?	49	45	94
B-2	Of the student-athletes listed in B-1, how many transferred into your school after having represented another school at the varsity level?	1	1	2
B-3	Of the student-athletes listed in B-1, how many receive need-based financial aid?	14	12	26
B-4	Of the student-athletes listed in B-1 above, how many receive other types of financial aid for which total reparation is required of the parents? (i.e. loans, grants which require repayment, etc.)	0	0	0
B-5	As it relates to the students listed in B-4, please attach a description of the type of aid available, and detail how students are eligible to be considered.	Attached		
B-6	Of the student-athletes listed in B-1 above, how many receive other types of financial aid for which NO reparation is required of the parents? (i.e. scholarships, grants which require no repayment, etc.)	0	0	0
B-7	As it relates to the students listed in B-6, please attach a description of the type of aid available, and detail how students are eligible to be considered.	N/A		
B-8	Of the student-athletes listed in B-1 above, how many do not live in the public school boundary as described in A-3?	25	29	54
B-9	Of the student-athletes listed in B-1 above, how many do not live in the county where this school is located?	3	3	6
B-10	For the Roman Catholic schools only, of the student-athletes listed in B-1 above, how many do not live in the diocese?	N/A	N/A	N/A
B-11	Of the student-athletes listed in B-1 above, how many do not live in the Commonwealth of Kentucky?	0	0	0

FINANCIAL AID (Need Based and Non-Need Based Financial Aid Additional Information)		RESPONSE
C-1	Bylaw 10 requires the use of one of these agencies to determine the need index of a student entering your school for the purpose of participating in athletics. Those agencies are Financial Aid Independent Review (Rosemount, MN), Family Financial Needs Assessment (Hernando, MS), Private School Aid Service (Lakewood, OH), School and Student Service for Financial Aid (Princeton, NJ) or Tuition Aid Data Services (St. Paul, MN) FACTS Grant in Aid Agency (Lincoln, NE) Which agency does your school use?	School and Student Service for Financial Aid (Princeton, NJ)
C-2	Please attach/mail a copy of your school policies which detail the options to parents whose need based aid is less than the amount due to the school for tuition and fees.	Attached

SOURCES OF FINANCIAL AID		RESPONSE
D-1	Please attach/mail a list of the sources of financial aid for students (i.e. General Fund, Booster Club activities, Booster Club Donations, Church Contributors, etc.)	Attached
D-2	Please attach/mail a list of activities conducted in efforts to raise funds financial aid awards for this school.	Attached
D-3	Please attach/mail a copy of your school policies which detail the options to parents whose need based aid is less than the amount due to the school for tuition and fees. Included in these policies should be information that clearly delineates that the source of funds for a person choosing to compete in athletics is within the approved need based aid, and the resources of the student's immediate family.	Attached



Financial Aid Report – KHSAA Member Schools
Return on or before April 15 of each school year

KHSAA Form GE26
Rev. 10/07

	GENERAL INFORMATION	RESPONSE
E-1	For public schools, Kentucky Board of Education Schools, and Federally managed schools, please list your number of students in the school who are on free and assisted lunch.	0
E-2	Is there any other information or program you would like to describe, or other input you would like to include when submitting this survey?	No

School University Heights Academy

Date April 11, 2010

Principal Pamela S. Nunn

Athletic Director Dick Weaver

2009-2010 KHSAA Financial Aid Report
University Heights Academy

B-5 Type of Aid

The only tuition assistance at University Heights Academy is financial need based.

Eligibility

After a student has applied for admission, successfully passed the enrollment test, and submitted the appropriate documentation to the Admissions Director, (English and math references, copies of report cards, and discipline report from the previous school), the family is sent a letter of acceptance. At that time, tuition and fees are discussed and an application for tuition assistance is given. If the family plans to apply for tuition assistance through School and Student Service, they are encouraged to apply on line for a faster return of information. A hard copy of the SSS application along with the UHA Tuition Assistance Request Form, tax schedules, 1040 tax statement, and W-2 forms the Tuition Assistance Request Form, W2, and income tax return must be submitted to the school before final consideration. After the Business Manager has been notified that the SSS application has been processed, the Enrollment Committee comprised of the Head of School, Business Manager, Admissions Director, Division Head, and two Trustees review the SSS recommendation. At that time tuition is set and an enrollment contract is issued.

B-7 N/A

- C-2 Admissions Policy
 - New Parent Letter
 - Reenrollment Letter
 - Tuition Brochure
 - Request for Tuition Assistance application

D-1-2 Financial Aid Sources

Tuition paid by families receiving tuition assistance is added to the general fund. The reduction is absorbed by the school. Limited funds are available through individual donations to the school's Enrollment Fund. Donors do not have any input as to specific recipients. No funds generated by Booster Club activities or Booster Club donations are used for tuition assistance.

D-3 All families applying for tuition assistance in grades 1-12 regardless of athletic interest are required to provide copies of the School and Student Services for Financial Aid application, tax schedules, 1040 tax statement, and W-2 forms to UHA before the student can be considered for Financial Aid. The enrollment committee sets tuition based on the SSS recommendation and individual requirements per grade level.

University Heights Academy Admissions Policy

Students who seek admission to U.H.A. must provide copies of their most recent report card and discipline record from their current school. They will then be given an achievement test and/or I.Q. test. Students must perform in the average to above average intelligence range. Students entering KG-5th grade are tested by the classroom teachers or Admissions Director. The Admissions Director administers tests to students entering grades 6-12. Previous school performance will be considered. If additional information about a student is needed, parents and previous teachers or school administrators are consulted. All decisions regarding student admissions are subject to the Enrollment Committee's approval.

Procedures

1. All names of prospective students shall be given to the Admissions Director.
2. An Application for Admission should be completed and returned to the school along with a copy of the student's most recent report card, discipline report from the prior school, attendance record, achievement test scores, and the appropriate application and testing fee.
3. A testing appointment and school tour is scheduled with the Admissions Director. The student will complete the testing process including a writing assignment.
4. Upon successful completion of the admissions test, math and English teacher references should be delivered to the prior school's appropriate teachers and returned to University Heights Academy.
5. An acceptance letter is mailed to the family along with an enrollment contract.

Procedure For Requesting Financial Assistance

1. After all enrollment documents are submitted, the family may request consideration for tuition assistance using School and Student Service for Financial Aid. They are given an application packet and encouraged to apply on line for a faster return of information
2. The UHA Tuition Assistance Request Form, a copy of the SSS application, tax schedules, 1040 tax statement, and W-2 forms must be submitted to UHA before consideration.
3. After the Business Manager has been notified that the SSS application has been processed, the Admission Committee meets to review the recommendation. The Committee consists of the Head of School, Business Manager, Admissions Director, Division Head, Testing Teacher, and two Trustees. At that time tuition is set and an enrollment contract is issued.

First year students will be admitted for a probationary period. Their progress will be monitored at the mid grading period, end of the nine weeks, and end of the first semester. If a student has not met the standards of the Academy, dismissal may be considered.

If the student is a prospective athlete, the coaching staff shall have no contact with the student, but shall refer the student to the head of school.

No student will be denied admission on the basis of race, religion, color, sex, national or ethnic origin.



February 11, 2009

Dear UHA Parents,

Please check the Tuition and Fees brochure for 2010-2011 enrollment deadlines and fee schedules. In order to reserve your child's space for the 2010-2011 school year, it is necessary that you return the required documentation by **April 2, 2010**. Based on the many application requests we have already received, we anticipate another record enrollment next year.

We have a limited number of openings for students who receive financial aid. We will review requests ***in the order that they are submitted***. It is essential for you to complete the forms as soon as possible. This year you may submit them either by mail or online. The processing time for online applications is approximately 3 weeks faster than traditional mail. ***We cannot approve any requests until we receive the online report from the service that processes the forms AND balance is current.***

If you have questions about the information in this letter or your enrollment contract, or you would like to make an appointment to discuss payment options, please contact Laura Cherry in the business office. She will be happy to assist you.

We appreciate your support and are looking forward to a great 2010-2011 school year.

Sincerely,

Pam Nunn
Head of School

Tammy Staley
Director of Admissions

March 2, 2009

Mr. & Mrs. John Doe
1234 Main St.
Hopkinsville, KY 42240
Ginny Doe Grade 9

Dear Mr. & Mrs. Doe,

I wanted to share Ginny's test results with you. We used two sections of the Educational Record Bureau test Saturday. Fiftieth percentile is average across the nation for the ERB. Ginny's reading comprehension and math percentiles were 88% and 85% on the test. I am happy to let you know the enrollment committee has approved your application for the 2010-2011 school year. The enrollment is probationary based on satisfactory achievement at the four and a half week mid grading period and the nine week grading period.

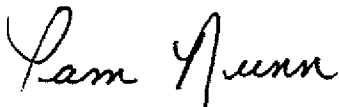
Please review the tuition and fees schedule for the 2010-2011 school year. We ask that you respond as soon as you have made a decision. We receive requests for information about the school daily, and we want to give you the opportunity to reenroll before we open enrollment to others. We also need the number of students who will be attending in the fall in order to hire staff, order materials, and plan curriculum.

We have a limited number of openings for students who receive financial aid. We will review requests *in the order that they are received*. It is essential for you to complete the forms as soon as possible. This year you may submit them either by mail or online. The processing time for online applications is approximately 3 weeks faster than traditional mail. *We cannot approve any requests until we receive the report from the service that processes the forms.*

If you have questions about the information in this letter or your enrollment contract, or you would like to make an appointment to discuss payment options, please contact Laura Cherry in the business office. She will be happy to assist you.

We appreciate your support and are looking forward to a great 2010-2011 school year.

Sincerely,



Pam Nunn
Head of School



Tammy Staley
Director of Admissions

Online Application Site
www.nais.org/financialaid/sss

Mr. & Mrs. John Doe
 1234 Main St.
 Hopkinsville, KY 42240
 Ginny Doe Grade 9



2009-2010 TUITION ASSISTANCE REQUEST FORM

Enrollment Fee \$200

Please Check One Included With Request Form Please Bill With Tuition

All applicants please check each:

- I understand that it is my responsibility to return *this form* along with a *copy of the SSS application, 2008 schedules, 1040 tax statement, and W-2 forms* to UHA before I can be considered for Financial Aid.
- I understand the deadline for re-enrolling students is *April 30, 2009* and if my information is received after that date, UHA cannot guarantee enrollment.

2009-2010 Fees Schedule

	Grades 1-5	Grades 6-8		Grades 9-11	Grade 12
Tuition	\$4,620.00	\$4,855.00	Tuition	\$4,855.00	\$4855.00
Yearbook	\$55.00	\$55.00	Yearbook	\$55.00	\$55.00
School Fee	\$500.00	\$500.00	School Fee	\$500.00	\$500.00
Textbook Fee	\$250.00	\$275.00	Textbook Fee	\$275.00	\$275.00
MS Trip Fee (6th - 8th Gr.)	N/A	\$450.00	US Trip Fee (9th - 12th Gr.)	\$475.00	\$475.00
*Tuition & Fees	\$5425.00	\$6,135.00	Graduation Fee (12th Gr. Only)	N/A	\$250.00
Dewar's Insurance	\$171.00	\$180.00	*Tuition & Fees	\$6,160.00	\$6,410.00
*Tuition/Fees/Ins.	\$5,596.00	\$6,315.00	Dewar's Insurance	\$180.00	\$180.00
			*Tuition/Fees/Ins.	\$6,340.00	\$6,590.00
			Adv. Placement Fee (per Class)	\$100.00	\$100.00

Please Check One and Complete

- I plan to mail the PFS form to SSS for Financial Aid _____
 (Date)
- I plan to file the PFS form on line to SSS for Financial Aid _____
 (Date)

*** Reenrollment contracts will not be issued without SSS School Report on file.**

How will parent or legal guardian be able to help UHA with needed projects?

I/We understand that any misrepresentation of information will result in cancellation of any tuition assistance awarded by the school.

Parent/Guardian signature	SS#	date
Parent/Guardian signature	SS#	date

TUITION REFUND PLAN

Dewar's Tuition Refund Insurance protects the parent or guardian against loss of unearned tuition in case the student is unable to, or does not, complete the school year. This coverage is available to all parents or guardians of UHA students, but is not required of those paying their tuition on an annual basis. *It is required of those paying their tuition by the monthly payment plan.* The premium for this coverage is 3.7% (tuition x .070) of the total amount due. Insurance applies to tuition only. Other fees are non-refundable.

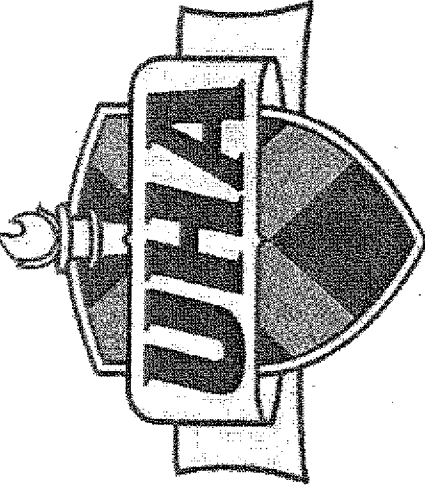
FEES ASSESSED

There will be a \$25 fee assessed for each check or bank draft returned. A 12% interest charge will be added to any balance 30 days old. If an account is 30 or more days old, the Business Manager will call and students may be suspended and/or grade reports held until bills are paid. The family will be responsible for unpaid balances as per the contract. The Business Manager must be notified of extenuating circumstances prior to billing date.

MONTHLY PAYMENT PLAN

Those electing the monthly payment plan (12 payments, June 2009 through May 2010) may do so by automatic funds transfer only. If you choose the monthly payment plan, please complete the Bank Draft Authorization Agreement, and return it along with a voided check and/or deposit slip to UHA with your enrollment agreement. The first bank draft payment to UHA will be initiated in June 2009. A 12% annual interest is charged on outstanding balance.

**Limited Tuition Assistance is available to qualifying families.*



University Heights Academy

1300 Academy Drive

Hopkinsville, KY 42240

(270) 886-0254 FAX (270) 886-2716

website: www.uha-ky.org

Business Office

Laura Cherry, Business Manager

(270) 886-0254 Ext. 103

University Heights Academy does not discriminate on the basis of race, color, national and ethnic origin in administration of its educational or admissions policies, athletic or any other school-administered programs.

2009-2010

TUITION AND FEES SCHEDULE

1300 Academy Drive

Hopkinsville, KY 42240

(270) 886-0254

Accredited by the Independent Schools
Association of the Central States

UNIVERSITY HEIGHTS ACADEMY

SCHOOL YEAR 2009-2010

TUITION AND FEES

SCHEDULE

APPLICATION & TESTING FEE

There is a \$50 application and testing fee which should be submitted with each new student application.

ENROLLMENT FEE

\$200 on or before March 1

\$250 from March 2 - April 2

\$300 April 3 or later

ENROLLMENT AGREEMENT

To guarantee a place in the class, each family must sign an enrollment contract and forward it to the office with the *non-refundable enrollment fee*. Students are enrolled for the full academic year and no refund or changes in the contract will be made by the school for absences, withdrawal or dismissal. This contract is necessary since the school has continuing expenses such as plant maintenance and faculty salaries. In order to plan and maintain these services for the year, it is essential that the annual income from tuition charges be known and stable.

Reduced enrollment fee & tuition will apply to NEW students if enrolled by August 10th (provided signed Enrollment Agreement, Enrollment fee and Tuition payment received on date of Enrollment).

Enrollment fee will be waived for NEWLY enrolled children of Alumni (UHA Graduate) for the 1st year.

University Heights Academy

2009-2010 Tuition Rates

* Total calculated with maximum Enrollment Fee. Interest not included. Interest and Semi-Annual or monthly payment will be computed upon receipt of enrollment contract.

Pre-K3		Pre-K4		Kindergarten	
Enrollment Fee	\$100.00	Enrollment Fee	\$200/\$250/\$300	Enrollment Fee	\$200/\$250/\$300
Tuition	\$2,080.00	Tuition	\$3,465.00	Tuition	\$3,465.00
Yearbook	\$55.00	Yearbook	\$55.00	Yearbook	\$55.00
*Tuition & Fees	\$2,235.00	School Fee	\$300.00	School Fee	\$500.00
Aftercare (12 - 3)	\$875.00	*Tuition & Fees	\$4,020.00	Textbook Fee	\$250.00
Aftercare (3 - 6)	\$3,110.00	Aftercare (3 - 6)	\$875.00	*Tuition & Fees	\$4,570.00
*Total	\$3,985.00	*Total	\$4,895.00	Dewar's Insurance	\$129.00

1st - 5th Grade		9th - 11th Grade	
Enrollment Fee \$200/\$250/\$300	By June 1	Enrollment Fee \$200/\$250/\$300	By June 1
Tuition	\$300.00	Tuition	\$300.00
Yearbook	\$4,280.00	Yearbook	\$4,510.00
School Fee	\$55.00	School Fee	\$55.00
Textbook Fee	\$500.00	Textbook Fee	\$500.00
*Tuition & Fees	\$5,385.00	US Trip Fee	\$275.00
Dewar's Insurance	\$159.00	*Tuition & Fees	\$475.00
*Tuition/Fees/Ins.	\$5,544.00	Dewar's Insurance	\$167.00

6th - 8th Grade		12th Grade	
Enrollment Fee \$200/\$250/\$300	By June 1	Enrollment Fee \$200/\$250/\$300	By June 1
Tuition	\$300.00	Tuition	\$300.00
Yearbook	\$4,510.00	Yearbook	\$4,510.00
School Fee	\$55.00	School Fee	\$55.00
Textbook Fee	\$500.00	Textbook Fee	\$500.00
MS Trip Fee (6th - 8th Gr.)	\$275.00	US Trip Fee	\$275.00
*Tuition & Fees	\$6,090.00	Graduation Fee	\$250.00
Dewar's Insurance	\$167.00	*Tuition & Fees	\$6,365.00
*Tuition/Fees/Ins.	\$6,257.00	Dewar's Insurance	\$167.00

Tuition covers the daily expenses of operating the school and maintaining the facility.

School Fee includes activity and athletic fees, school news-paper and newsletters, cost of computer supplies, maintenance, and software. It does not include insurance or optional school pictures. It also covers the use of all audio-visuals and duplicated materials, library and music supplies, assemblies, etc.

Trip Fee Each year the Middle School takes a spring trip to one of three major U.S. cities; Atlanta, St. Louis, or Chicago. The Upper School takes an annual Outdoor School trip.

9th - 11th Grade		12th Grade	
Enrollment Fee \$200/\$250/\$300	By June 1	Enrollment Fee \$200/\$250/\$300	By June 1
Tuition	\$300.00	Tuition	\$300.00
Yearbook	\$4,510.00	Yearbook	\$4,510.00
School Fee	\$55.00	School Fee	\$55.00
Textbook Fee	\$500.00	Textbook Fee	\$500.00
US Trip Fee	\$275.00	US Trip Fee	\$275.00
*Tuition & Fees	\$475.00	*Tuition & Fees	\$475.00
Dewar's Insurance	\$167.00	Dewar's Insurance	\$167.00
*Tuition/Fees/Ins.	\$6,115.00	*Tuition/Fees/Ins.	\$6,282.00
Adv. Placement Fee (per Class)	\$100.00	Adv. Placement Fee (per Class)	\$100.00

9th - 11th Grade		12th Grade	
Enrollment Fee \$200/\$250/\$300	By June 1	Enrollment Fee \$200/\$250/\$300	By June 1
Tuition	\$300.00	Tuition	\$300.00
Yearbook	\$4,510.00	Yearbook	\$4,510.00
School Fee	\$55.00	School Fee	\$55.00
Textbook Fee	\$500.00	Textbook Fee	\$500.00
US Trip Fee	\$275.00	US Trip Fee	\$275.00
*Tuition & Fees	\$475.00	Graduation Fee	\$250.00
Dewar's Insurance	\$167.00	*Tuition & Fees	\$6,365.00
*Tuition/Fees/Ins.	\$6,640.00	Dewar's Insurance	\$167.00
Adv. Placement Fee (per Class)	\$100.00	*Tuition/Fees/Ins.	\$6,532.00

Other educational trips that relate to the curriculum may be required at minimal cost. These experiences are an important part of the school curriculum. They are required of all students in these grades, and costs will be added to your account balance.

Advanced Placement Classes

\$100/class

Grades 11-12 Fee includes AP exam, books, and class materials and will be billed in the spring prior to exam.



KENTUCKY HIGH SCHOOL ATHLETIC ASSOCIATION
2009-2010 ANNUAL VERIFICATION OF TITLE IX PROCEDURES
 (To be submitted by April 15, 2010 along with other required forms)

KHSAA Form GE19
Rev. 04/09

The University Heights Academy High School, Hopkinsville, Kentucky
 (Name of High School) (City)

certifies to the Kentucky High School Athletic Association that the following is an accurate and true representation of the facts surrounding compliance with 20 U.S.C. Sections 1681-1688, et. Seq. (also known as Title IX). I certify the following provisions in accordance with records at the school contained in the permanent Title IX file, at least one copy of which must be maintained in the Principal's office, and to the best of my knowledge have completed the following tasks:

i. Established a gender equity committee at the high school. (List committee personnel and provide attachment if necessary)

Name	Address	Phone	Title (Supt., Principal, Student, Parent, Coach, Etc.)
See attached list			

ii. Scheduled a minimum of three meetings during the 2009-2010 school year on the following dates:

11/19/2009
3/16/2010
4/14/2010

iii. Designated the following person(s) as the Title IX coordinator for the school:

Name	Title	Address	Phone
Tammy Staley	Title IX Coordinator	224 Edgemont Dr. Hop., KY	270-885-1740

iv. Designated the following person(s) as the Title IX coordinator for the district:

Name	Title	Address	Phone
Tammy Staley	Title IX Coordinator	224 Edgemont Dr. Hop., KY	270-885-1740

School personnel are continuing to make periodic reviews of the boys' and girls' athletics program reflected in the Corrective Action Plan.

In addition to the above information, the above referenced school maintains a complete permanent file relative to Title IX records including copies of the self-assessment audit, all corrective action plans, and other related materials.

Pamela S. Quinn _____ 4/14/2010
 Principal's Signature Date

Pamela S. Quinn _____
 Superintendent Signature

John Scherber _____
 School Board Chairpersons' Signature

(Send original copy to KHSAA - Maintain duplicate in Title IX school folder)

UHA Title IX Committee
2009-2010

Title	First Name	Last Name	Address	City	St	Zip	Phone
Faculty/Parent	Becky	Bradley	402 S. Sheridan Drive	Hopkinsville	KY	42240	270-886-5419
Booster/Parent	Bob	Bressler	505 Sheffield Rd.	Hopkinsville	KY	42240	
Coach/Parent	Chris	Hamby	117 Pemberton Pl.	Hopkinsville	KY	42240	270-889-5659
AID	Dick	Weaver	1725 Everettes Ln.	Hopkinsville	KY	42240	270-886-2513
Coach/wrestling Parent	Doug	Willen	217 Fairfax Ave.	Hopkinsville	KY	42240	270-885-1233
Booster/Parent	Elizabeth	Joyce	502 Sheffield Rd.	Hopkinsville	KY	42240	270-885-1316
Booster/Parent	Ed	Staley	224 Edgemont Dr.	Hopkinsville	KY	42240	270-885-1740
Coach/Parent	Scott	Meredith	360 Camelot Dr.	Cadiz	KY	42211	270-522-3407
Coach/Tennis	Jane	Stevenson	7 Harton Place	Hopkinsville	KY	42240	
Faculty/Parent	Tracie	Atwood	6415 Cadiz Rd.	Hopkinsville	KY	42240	270-889-9370
Cheerleading	Kristen	Roberts	122 Windsor Dr.	Hopkinsville	KY	42240	350-7520
Ath Trainer/Parent	Mike	Long	250 Clark Store Rd.	Ceruluan	KY	42215	270-339-7335
Admin	Marvin	Denison	401 Blane Drive	Hopkinsville	KY	42240	270-886-9255
Admin	Pam	Nunn	316 Jonaquin Cir.	Hopkinsville	KY	42240	270-889-0158
Coach	Randy	McCoy	41 Laurel Cove Rd.	Hopkinsville	KY	42240	506-794-1993
Coach/Parent	Tony	Kirves	2970 Gilkey Lane	Hopkinsville	KY	42240	270-886-7369
Coach/girls basketball	Taylor	Sparks	633 Old Hopkinsville Rd.	Cadiz	KY	42211	350-1802
Title IX Coord/Admin	Tammy	Staley	224 Edgemont Dr.	Hopkinsville	KY	42240	270-885-1740
Coach/baseball	Billy	Killebrew	210 Morningside Dr.	Hopkinsville	KY	42240	270-985-5295
Coach/Golf	Pat	Bellies	301 Deerwood Dr.	Hopkinsville	KY	42240	886-1579
Student	Sydney	Davenport	1020 Sanderson Dr.	Hopkinsville	KY	42240	874-5485
Coach/softball	Terry	Hudson	University Heights Apartment #26	Hopkinsville	KY	42240	707-9804
Student	Drew	Burman	205 Mayfair Place	Hopkinsville	KY	42240	707-7783
Student	Kaytlyn	Lewis	PO Box 505	Hopkinsville	KY	42240	885-7469
Coach	Michael	Parker	117 Millbrooke Drive	Hopkinsville	KY	42240	270-889-0759
Student	Joel	Southall	516 Sheffield Rd.	Hopkinsville	KY	42240	



2009-2010
 ACCOMMODATION OF INTERESTS AND ABILITIES
 SUMMARY PROGRAM CHART (Form T-1)

KHSAA Form T1
 Rev 11/09

Participation Opportunities: Test One - Proportionality

		(Column 1)	(Column 2)	(Column 3)	(Column 4)
	Program	Enrollment	Percentage of Total Enrollment	Number of Interscholastic Participants (double and triple count)	Percentage of Total Participation
Row 1	GIRLS	58	49%	141	44%
Row 2	BOYS	61	51%	179	56%
Row 3	Totals	119 (9-12)	100%	320	100%

Instructions: *Number of 8th grade students & below used in Column 3 and Column 4 calculations: 77

Determine the total number of girls enrolled, (place in Row 1, Column 1).

Determine the total number of boys enrolled, (place in Row 2, Column 1).

- 2) Add the total number of girls and boys enrolled to determine total enrollment, (place in Row 3, Column 1).
- 3) Calculate the percentage of total enrollment that is female. (Divide Row 1, Column 1 by Row 3, Column 1 and place in Row 1, Column 2.) Calculate the percentage of total enrollment that is male. (Divide Row 2, Column 1 by Row 3, Column 1 and place in Row 2, Column 2.) Note: Row 1, Column 2 plus Row 2, Column 2 should total 100%.
- 4) Ask coaches to confirm the names of those individuals who are on the team as of the first **date of regular season competition**, and cross out the names of those who were cut from the team or quit the team prior to the first regular season competitive event. Determine the total number of interscholastic athletics participants that are girls, (and place in Row 1, Column 3). In order to determine the total number of athletics participants, an individual should be counted each time he or she participates on a team. For example, if Jane Doe competes on the varsity volleyball team, the junior varsity volleyball team, the junior varsity basketball team, and the varsity softball team, she should be counted as four participants (**do not include club or intramural sports participants, cheerleaders, dance teams, or pom squads**). Calculate the same way for boys and girls. * In addition, should 8th grade students and below play on a Freshman, Junior Varsity, or Varsity team, they should also be counted for each team and sport on which they participate. If applicable, please asterisk in the above notation as to how many 8th grade students & below are included in the totals.
 Using the same procedure, determine the total number of interscholastic athletic participants that are boys, (and place in Row 2, Column 3). Add Row 1, Column 3 plus Row 2, Column 3 to get total participants and place in Row 3, Column 3.
- 5) Calculate the percentage of female participation. (Row 1, Column 3 divided by Row 3, Column 3 and place in Row 1, Column 4.)
 Calculate the percentage of male participation. (Row 2, Column 3 divided by Row 3, Column 3 and place in Row 2, Column 4.) Note: Row 1, Column 4 plus Row 2, Column 4 should total 100%.

Note: While being within three percent is not a formal compliance standard, if the percent listed in Row 1, Column 4 is within 3% of Row 1, Column 2, then it provides a good target within which compliance is likely.

Principal's Signature: Pamela B. Quinn Date: 4/14/2010



2009-2010
ACCOMMODATION OF INTERESTS AND ABILITIES
SUMMARY PROGRAM CHART (FORM T-2)
PARTICIPATION OPPORTUNITIES: TEST TWO - PROGRAM EXPANSION

KHSAA Form T2
 Rev. 11/09

		Column 1	Column 2	Column 3	Column 4	Column 5
Program		Number of Teams Currently Offered	Number of Participants	Number of Teams Added Since the beginning of the 2005-2006 School Year	Current Number of Participants for the 2009-2010 school year who are playing on teams added since the 2005-2006 School Year	Percent of Total Participation By Sex Added Since the beginning of the 2005-2006 School Year
GIRLS	Row 1	varsity:	5	62	1 - Golf	1
	Row 2	j.v.:	4	79	1 - Volleyball	22
	Row 3	frosh:	-	-	-	-
	Row 4	total:	9	141	2	23
						16%
BOYS	Row 5	varsity:	6	91	1 - Wrestling	14
	Row 6	j.v.:	4	88	1 - Wrestling	17
	Row 7	frosh:	-	-	-	-
	Row 8	total:	10	179	2	31
						17%

- 1) For Column 1, list the number of interscholastic teams offered for girls and boys at each competitive level (varsity, junior varsity, and freshman). For girls, total each of the entries in Rows 1, 2, and 3 into Row 4. For boys, total Rows 5, 6, and 7 into Row 8.
- 2) For Column 2, list the number of participants at each level. For girls, total each of the entries in Rows 1, 2, and 3 into Row 4. For boys, total Rows 5, 6, and 7 into Row 8. Note: The totals in Row 4 for girls and in Row 8 for boys must be the same as the totals in Form T-1, Column 3, Rows 1 and 2 respectively.
- 3) For Column 3, list the number of interscholastic teams that have been added in the last five years at each competitive level. Count each team added during the 5 year period only one time. e.g. Girl's junior varsity soccer was added 3 years ago, count the team only once, not 3 times. For girls, total the entries in Rows 1, 2, and 3 into Row 4. For boys, total Rows 5, 6, and 7 into Row 8.
- 4) For Column 4, list the number of participants that are currently on each level of the teams that were added in the last five years. If a team was added previously but no longer exists, there are no current participants to be added for that team. For girls, total the entries in Rows 1, 2, and 3 into Row 4. For boys, total Rows 5, 6, and 7 into Row 8.
- 5) For Column 5, calculate the percentage of participants that have been added in the last five years. For girls, take the number in Column 4, Row 4 and divide by the number in Column 2, Row 4. For boys, take the number in Column 4, Row 8 and divide it by the number in Column 2, Row 8.
- 6) **Note: If the percentage of current participants added in the last five years is 25% or greater for the underrepresented sex (most likely girls), compliance with Test Two may be possible. If less than 25%, then compliance with Test Three should be analyzed. CAUTION: 25% is not a formal compliance standard.**

Principal's Signature: *Patricia S. Quinn* Date: 4/14/2010



**2009-2010
ACCOMMODATION OF INTERESTS AND ABILITIES
SUMMARY PROGRAM CHART (FORM T-3)**

KHSAA Form T3
Rev. 11/09

Participation Opportunities Test Three Full Accommodation

FOR ANY QUESTION ANSWERED "YES" IDENTIFY THE RESPECTIVE SPORT(S).

	GIRLS (Yes / No)		BOYS (Yes / No)
1. Based on the responses from your most recent student survey, is there sufficient interest to form a viable interscholastic team for a sport not currently offered? If yes, what sport?	Y Cross-country		Y Cross-country
2. For a sport not currently offered at the varsity level, is there sufficient interest based on your most recent Student Interest Survey to form a viable team for an interscholastic freshman team or junior varsity team?	Y		Y
3. For a sport currently offered at the interscholastic Junior Varsity or freshmen level, is there sufficient interest, based on your most recent Student Interest Survey, to form a varsity team?	Y		N
4. If you answered YES to question (1), (2), or (3), are there enough high schools in the geographic area offering the sport (at the appropriate level) to allow for the development of a reasonable schedule of competition?	Y		Y
5. If you answered YES to question (1), (2), (3), or (4), are there enough high schools in the geographic area offering the sport (at the appropriate level) to allow for the development of a reasonable schedule of competition?	Y		Y

Remember, test three – full accommodation means addressing the unmet interest of the underrepresented sex (most likely girls), not the overrepresented sex (most likely boys).

Plans to Address Interest:

Survey results and recent sign up sheets indicate sufficient interest in pursuing both girls and boys cross-country teams in the fall of 2010. Our athletic director will contact the media to advertise a coaching position and contact other area teams for scheduling possibilities. The girls volleyball team will add a varsity schedule next year.

Principal's Signature: Pamela B. Quinn Date: 4/14/2010



**2009-2010
ACCOMMODATION OF INTERESTS AND ABILITIES
SUMMARY PROGRAM CHART (FORM T-4)**

KHSAA Form T4
Rev. 11/09

Levels of Competition Test One

Girls	Team Levels	Column 1	Column 2	Column 3
		Number of Teams Currently Offered	Number of Participants	Percentage of Participants at Each Level
Row 1	varsity:	5	62	44%
Row 2	j.v.:	4	79	56%
Row 3	frosh:	-	-	-
Row 4	total:		141	100%
Boys				
Row 5	varsity:	6	91	51%
Row 6	j.v.:	4	88	49%
Row 7	frosh:	-	-	-
Row 8	total:		179	100%

- Column 1, list the number of interscholastic teams offered for girls and boys at each competitive level; varsity, junior varsity, and freshman. (Refer to Form T-2, Accommodation of Interests and Abilities, Summary Program Chart 2, Column 1.)
- For Column 2, list the number of participants at each level. For girls, total the entries in Rows 1, 2, and 3 into Row 4. For boys, total the entries in Rows 5, 6, and 7 into Row 8. (Refer to Form T-2, Accommodation of Interests and Abilities, Summary Program Chart 2, Column 2.)
- For Column 3, calculate the percentage of female and male participants at each level.
For girls' varsity, junior varsity, and frosh, respectively:
 - Divide Column 2, Row 1 by Column 2, Row 4, and place the percentage in Column 3, Row 1
 - Divide Column 2, Row 2 by Column 2, Row 4, and place the percentage in Column 3, Row 2.
 - Divide Column 2, Row 3 by Column 2, Row 4, and place the percentage in Column 3, Row 3.
 For boys' varsity, junior varsity, and frosh, respectively:
 - Divide Column 2, Row 5 by Column 2, Row 8, and place the percentage in Column 3, Row 5.
 - Divide Column 2, Row 6 by Column 2, Row 8, and place the percentage in Column 3, Row 6.
 - Divide Column 2, Row 7 by Column 2, Row 8, and place the percentage in Column 3, Row 7.

Principal's Signature: Pamela S. Quinn Date: 4/14/2010



**2009-2010
ACTUAL EXPENDITURES - PROGRAM COMPARISON CHART 1 (FORM T-35)
TO INCLUDE BOOSTER CLUB FUNDING**

KHSAA Form T-35
4/23/11/09

Sports	Equipment and Supplies		Travel		Awards		Coaches' salaries (to include supplemental and extended employment; dollar amount required)			Facilities improvements		Publications (if sport-specific)	
	Expenditures		Expenditures		Expenditures		Expenditures			Expenditures		Expenditures	
	School	Booster	School	Booster	School	Booster	School	# Coaches for all levels / # Teams for all levels	School	Booster	School	Booster	School
G basketball	10,803	N/A	2,018	N/A	794	N/A	8,000	2-3	0	N/A	0	N/A	N/A
B basketball	6,816	N/A	1,063	N/A	2,158	N/A	8,000	2-3	0	N/A	0	N/A	N/A
G softball	4,887	N/A	0	N/A	187	N/A	5,000	2-2	4,918	N/A	0	N/A	N/A
B baseball	14,429	N/A	1,665	N/A	1220	N/A	5,000	2-3	4,619	N/A	0	N/A	N/A
G cross country	N/A	N/A	N/A	N/A	N/A	N/A	N/A	N/A	N/A	N/A	N/A	N/A	N/A
B cross country	N/A	N/A	N/A	N/A	N/A	N/A	N/A	N/A	N/A	N/A	N/A	N/A	N/A
G golf	1,288	N/A	0	N/A	317	N/A	750	1-1	0	N/A	0	N/A	N/A
B golf	1,288	N/A	0	N/A	317	N/A	750	1-1	0	N/A	0	N/A	N/A
G soccer	6,403	N/A	12,520	N/A	886	N/A	5,000	2-2	5,061	N/A	0	N/A	N/A
B soccer	3,362	N/A	1,784	N/A	1,106	N/A	5,000	2-2	4,679	N/A	0	N/A	N/A
G swimming	N/A	N/A	N/A	N/A	N/A	N/A	N/A	N/A	N/A	N/A	N/A	N/A	N/A
B swimming	N/A	N/A	N/A	N/A	N/A	N/A	N/A	N/A	N/A	N/A	N/A	N/A	N/A

1. Total expenditures on T-35 and T-36 on the 2009-2010 year report due by April 15, 2010 of each school year, should reflect the total monies spent (rounded off to nearest dollar) for the entire school year of 2008-2009 ending June 30, 2009.

2. Booster Club Funding/Contributions must be included in the above expenditures total. (Note: It is illegal for coaches to be paid by Booster Clubs - Reference KHSAA Bylaw 27)

Principal's Signature: *Pamela D. Quinn* Date: 4/14/2010



**2009-2010
ACTUAL EXPENDITURES - PROGRAM COMPARISON CHART 2 - (Form T36)
TO INCLUDE BOOSTER CLUB FUNDING**

6th SAA Form T36
REV. 11/09

Sports	Equipment and supplies		Travel		Awards		Coaches' salaries (to include supplemental and extended employment; dollar amount required)		Facilities improvements		Publications (if sport-specific)	
	School	Booster	School	Booster	School	Booster	School	# Coaches for all levels / # Teams for all levels	School	Booster	School	Booster
G track	N/A	N/A	N/A	N/A	N/A	N/A	N/A	N/A	N/A	N/A	N/A	N/A
B track	N/A	N/A	N/A	N/A	N/A	N/A	N/A	N/A	N/A	N/A	N/A	N/A
G tennis	912	N/A	0	N/A	0	N/A	1,250	1-1	0	N/A	N/A	N/A
B tennis	912	N/A	0	N/A	0	N/A	1,250	1-1	0	N/A	N/A	N/A
G volleyball	511	N/A	0	N/A	0	N/A	1,500	1-1	0	N/A	N/A	N/A
B wrestling	9,152	N/A	0	N/A	0	N/A	3,500	1-2	9,921	N/A	N/A	N/A
G (list sport)												
B football												
G (list sport)												
B (list sport)												

1. Total expenditures on T-35 and T-36 on the 2009-2010 year report due by April 15, 2010, should reflect the total monies spent (rounded off to nearest dollar) for the entire school year of 2008-2009 ending June 30, 2009.

2. Booster Club Funding/Contributions must be included in the above expenditures totals. Indicate percentage of total expenditures for each gender. (If disparities are obvious, list on your Corrective Action Plan (T-80) what action you will take to correct the problem.)

Gender	Expenditures	Percentage
Boys	\$ 86,025	54%
Girls	\$ 73,004	46%
Total:	\$ 159,030	100%

Principal's Signature: Patricia S. Spenn Date: 4/14/2010



**2009-2010 KHSAA TITLE IX ATHLETICS AUDIT (Form T-41)
Checklist - Overall Interscholastic Athletics Program**

KHSAA Form T41
Rev. 11/09

DIRECTIONS:

For the Areas of Compliance (Opportunities and Benefits) listed on the left hand side of the page, place a checkmark under the appropriate column identifying whether your school provided an advantage to the Girls' Program, or to the Boys' Program or to Neither Program. A review of T-35 and T-36 spending patterns might be helpful in completing this form.

Areas of Compliance:	ADVANTAGE TO:		
	GIRLS' PROGRAM	BOYS' PROGRAM	NEITHER PROGRAM
OPPORTUNITIES			
Accommodation of Interest and Abilities		√	
BENEFITS			
Equipment and Supplies			√
Scheduling of Games and Practice Time			√
Travel and Per Diem Allowances			√
Coaching			√
Locker Rooms, Practice and Competitive Facilities			√
Medical and Training Facilities and Services			√
Publicity			√
Support Services			√
Housing and Dining			√
Tutoring			N/A
Athletic Scholarships			N/A

If an advantage/inequity is indicated, corrective action should be shown on the Corrective Action Plan, Form T-60.

Principal's Signature: Ramona S. Quinn Date: 4/14/2010



**2009-2010 TITLE IX
CORRECTIVE ACTION PLAN
(FORM T-60)**

SCHOOL NAME University Heights Academy

DIRECTIONS:

1. For Column 1, indicate the intended area (Opportunities or Benefits) which needs corrective action in order to achieve gender equity. For Column 2, write the suggested change or activities that will correct the area in need of alteration. For Column 3, include the estimated completion date for the changes or activities.
2. It is possible to attain compliance with Title IX and no longer need "corrective" action. However, the KHSAA strongly encourages compliant schools to identify items for improvement (Column 1), activities to accomplish the improvement (Column 2) and a timetable for completion (Column 3) that will strengthen the athletic program.
3. You may copy this form as needed. Please attach corrective action plans along with audit forms and submit by April 15, 2010.

COLUMN 1 SPECIFIC ITEM FOR CORRECTION/IMPROVEMENT	COLUMN 2 PLAN FOR SUGGESTED CHANGE	COLUMN 3 START DATE AND COMPLETION DATE OF CORRECTIVE ACTION
Advantage to boys in number of varsity opportunities.	Adding varsity volleyball for 2010-2011 school year.	Fall 2010
Discrepancy in end of season student recognition and banquet facilities. (from sport to sport, not boy to girl)	Booster club develop policy for equitable student recognition in all sports. Not done last year.	Present at August coaches/booster meeting.

Principal's Signature: Pamela S. Spina Date: 4/14/2010



**INTERSCHOLASTIC ATHLETICS
SURVEY (FORM T-63)
Summary of Student Responses**

KHSAA Form T-63
Rev. 04/09

School Year: 2009-2010

School Name: University Heights Academy

Enrollment
(9-12 Grade): 119 (SHOULD AGREE WITH FORM T-1, COLUMN 1, ROW 3)

Number of 9-11 Grade Students Surveyed: 85

Number of 8th Grade Students Surveyed: 38

Date: 11/18/2009

Completed By: Tammy Staley

Instructions:

1. Summarize the Student Athletics Interest Surveys Form T-61 by listing the total number of responses on the line next to each sport.
2. Under the Other Category please provide a listing of the sports as well as the number of students who are interested in participating.
3. Please sign and date this Summary Form (T-63) and mail this Summary Form only to the KHSAA by April 15. Do not mail the student surveys (Form T-61). However, these Forms should be maintained in your files in the event they are requested subsequently.

146 Number of Surveys

123 Total Returned (*A minimum of 80% return is expected*)

8-11 Grades Surveyed (*Should be grades 9-11 and 8th grade if school has a feeder system*)

Who Administered The Survey? Homeroom Teachers

How Was The Survey Administered? Homeroom

Give details on how it was administered and to which school group, Example: English classes, or all home rooms, etc. or advisee/advisor?)

KHSAA Sanctioned Fall Sports (*List Total Number of Participation Responses*)

5 Cross Country (Girls)

3 Cross Country (Boys)

18 Football (Boys)

4 Golf (Girls)

6 Golf (Boys)

23 Soccer (Girls)

25 Soccer (Boys)

19 Volleyball (Girls)

Winter Sport (List Total Number of Participation Responses)

KHSAA Form T-63
Rev. 04/09

19	Basketball (Girls)
25	Basketball (Boys)
5	Indoor Track (Girls)
1	Indoor Track (Boys)
8	Swimming & Diving (Girls)
4	Swimming & Diving (Boys)
17	Wrestling (Boys)

Spring Sport (List Total Number of Participation Responses)

23	Baseball (Boys)
28	Fast Pitch Softball (Girls)
16	Tennis (Girls)
9	Tennis (Boys)
9	Track (Girls)
7	Track (Boys)

Non-KHSAA Championship Sports (From Student Survey T-61 Question 10)

21	Archery
12	Field Hockey
17	Bowling
0	Gymnastics (Boys)
19	Gymnastics (Girls)
15	Ice Hockey
7	Lacrosse (Boys)
7	Lacrosse (Girls)
16	Rifle
8	Rodeo
1	Slow Pitch Softball
4	Volleyball (Boys)
14	Water Polo
29	Weightlifting

Number of Students who participate in Intramural Sports
(From Student Survey T-61 Question 5)

<u>Sport</u>	<u>Number</u>
N/A - none offered	

List Intramural Sports students are interested in adding:
 (From Student Survey T-61 Question 6)

KHSAA Form T63
 Rev. 04/09

<u>Sport</u>	<u>Number</u>
Volleyball	2
Rugby	2
Cross Country	1
Bowling	1
Football	2

Participation in Non-School Sports Activities
 (From Student Survey T-61 Question 7)

<u>Sport</u>	<u>Number</u>
Comp Cheer	7
Football	2
Club Soccer	20
Rodeo	2
Hockey	1
Cricket	1

Reasons for not participating in interscholastic athletics
 (From Survey Question 8)

- 3 I prefer other activities such as band, chorus, etc.
- 29 I don't have time
- 2 The practice schedules and game times are inconvenient
- 9 The sport I like isn't offered
- 0 It's too expensive
- 0 I prefer to participate in club or intramural sports
- 1 Working
- 0 Other: _____

Student Suggestions to encourage participation
 Make it fun

Pamela B. Quinn
 Principal's Signature

4/14/2010
 Date



**INTERSCHOLASTIC ATHLETICS
SURVEY (FORM T-63)
Summary of Student Responses**

*KHSAA Form T63
Rev. 04/09*

NOV 23 2009

2009-2010

School Year: _____

School Name: University Heights Academy

Enrollment
(9-12 Grade): _____ (SHOULD AGREE WITH FORM T-1, COLUMN 1, ROW 3)

Number of 9-11 Grade Students Surveyed:85

Number of 8th Grade Students Surveyed:38

Date: 11/18/2009

Completed By: Tammy Staley

Instructions:

1. Summarize the Student Athletics Interest Surveys Form T-61 by listing the total number of responses on the line next to each sport.
2. Under the Other Category please provide a listing of the sports as well as the number of students who are interested in participating.
3. Please sign and date this Summary Form (T-63) and mail this Summary Form only to the KHSAA by April 15. Do not mail the student surveys (Form T-61). However, these Forms should be maintained in your files in the event they are requested subsequently.

146 Number of Surveys
123 Total Returned (*A minimum of 80% return is expected*)
8-11 Grades Surveyed (*Should be grades 9-11 and 8th grade if school has a feeder system*)

Who Administered The Survey? Homeroom Teachers
 How Was The Survey Administered? Homeroom
 Give details on how it was administered and to which school group, Example: English classes, or all home rooms, etc. or advisee/advisor?)

KHSAA Sanctioned Fall Sports (*List Total Number of Participation Responses*)

5 Cross Country (Girls)
3 Cross Country (Boys)
18 Football (Boys)
4 Golf (Girls)
6 Golf (Boys)
23 Soccer (Girls)
25 Soccer (Boys)
19 Volleyball (Girls)

Winter Sport (*List Total Number of Participation Responses*)

KHSAA Form T-63
Rev. 04/09

- 19 Basketball (Girls)
- 25 Basketball (Boys)
- 5 Indoor Track (Girls)
- 1 Indoor Track (Boys)
- 8 Swimming & Diving (Girls)
- 4 Swimming & Diving (Boys)
- 17 Wrestling (Boys)

Spring Sport (*List Total Number of Participation Responses*)

- 23 Baseball (Boys)
- 28 Fast Pitch Softball (Girls)
- 16 Tennis (Girls)
- 9 Tennis (Boys)
- 9 Track (Girls)
- 7 Track (Boys)

Non-KHSAA Championship Sports (*From Student Survey T-61 Question 10*)

- 21 Archery
- 12 Field Hockey
- 17 Bowling
- 0 Gymnastics (Boys)
- 19 Gymnastics (Girls)
- 15 Ice Hockey
- 7 Lacrosse (Boys)
- 7 Lacrosse (Girls)
- 16 Rifle
- 8 Rodeo
- 1 Slow Pitch Softball
- 4 Volleyball (Boys)
- 14 Water Polo
- 29 Weightlifting

Number of Students who participate in Intramural Sports
(*From Student Survey T-61 Question 5*)

<u>Sport</u>	<u>Number</u>
N/A – none offered	

List Intramural Sports students are interested in adding:
 (From Student Survey T-61 Question 6)

KHSAA Form T63
 Rev. 04/09

<u>Sport</u>	<u>Number</u>
Volleyball	2
Rugby	2
Cross Country	1
Bowling	1
Football	2

Participation in Non-School Sports Activities
 (From Student Survey T-61 Question 7)

<u>Sport</u>	<u>Number</u>
Comp Cheer	7
Football	2
Club Soccer	20
Rodeo	2
Hockey	1
Cricket	1

Reasons for not participating in interscholastic athletics
 (From Survey Question 8)

- 3 I prefer other activities such as band, chorus, etc.
- 29 I don't have time
- 2 The practice schedules and game times are inconvenient
- 9 The sport I like isn't offered
- 0 It's too expensive
- 0 I prefer to participate in club or intramural sports
- 1 Working
- 0 Other: _____

Student Suggestions to encourage participation
 Make it fun

Sam Nunn

 Principal's Signature

11/20/09

 Date